



WeChat official account



IECHO website



Precise / Efficient / Stable / Intelligent

IECHO LASER DIE CUTTING MACHINE **LCT**

www.iechocutter.com

Hangzhou IECHO Science & Technology Co.,Ltd

Address: No.1 Building, No.1 Weiye Road, Binjiang District, Hangzhou, China



A PROVIDER OF INTELLIGENT CUTTING

INTEGRATED SOLUTIONS FOR THE NON-METAL INDUSTRY

IECHO was established in 1992 and went public in March 2021. Over the past 30 years, IECHO has always adhered to independent innovation, a "professional" R&D team, continuous technological innovation, "fast" industry insight, and continuous injection of new blood, completing every growth and transformation, and improving the full coverage of the non-metal industry.

Reach high-quality cooperation with many industry leaders.

1

National standard

3

Industry standard

30+

Invention patent

130+

Patent

81+

Software copyright

110+

R & D personnel

8%+

R&D investment

3000+

Annual capacity

2000+

Process standard

400+

Staff

20000+

Customer

100+

Sales countries and regions

60+

Industry coverage

30+

National outlets

300+

Global outlets

IECHO LASER DIE CUTTING MACHINE



IECHO LCT350 laser die-cutting machine is a high-performance digital laser processing platform integrating automatic feeding, automatic deviation correction, laser flying cutting, and automatic waste removal. The platform is suitable for different processing modes such as roll-to-roll, roll-to-sheet, sheet-to-sheet, etc. It is mainly used in the process of full cutting, half cutting, flying line, punching and waste removal of non-metallic materials such as sticker, PP, PVC, cardboard and coated paper. The platform does not require cutting die, and uses electronic files import to cut, providing a better and faster solution for small orders and shorter lead times.

LCT Laser die cutting machine core technology



No need cutting die



Fly-cutting



Ultrasonic correction



Metal RF Laser



QR dynamic image changer



Cutting database



Remote diagnosis



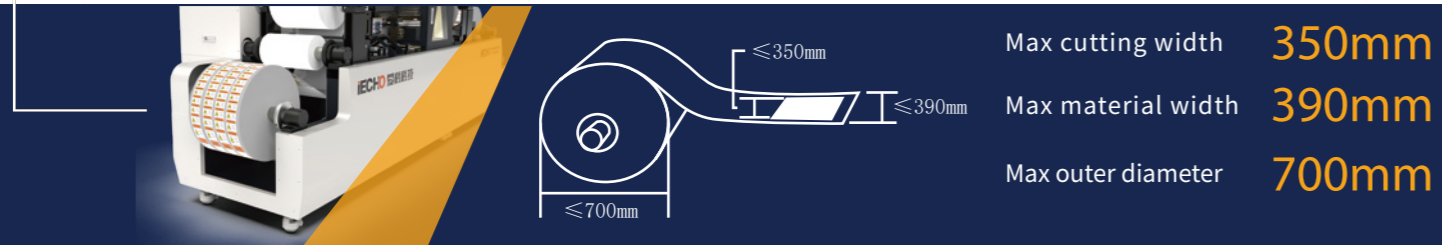

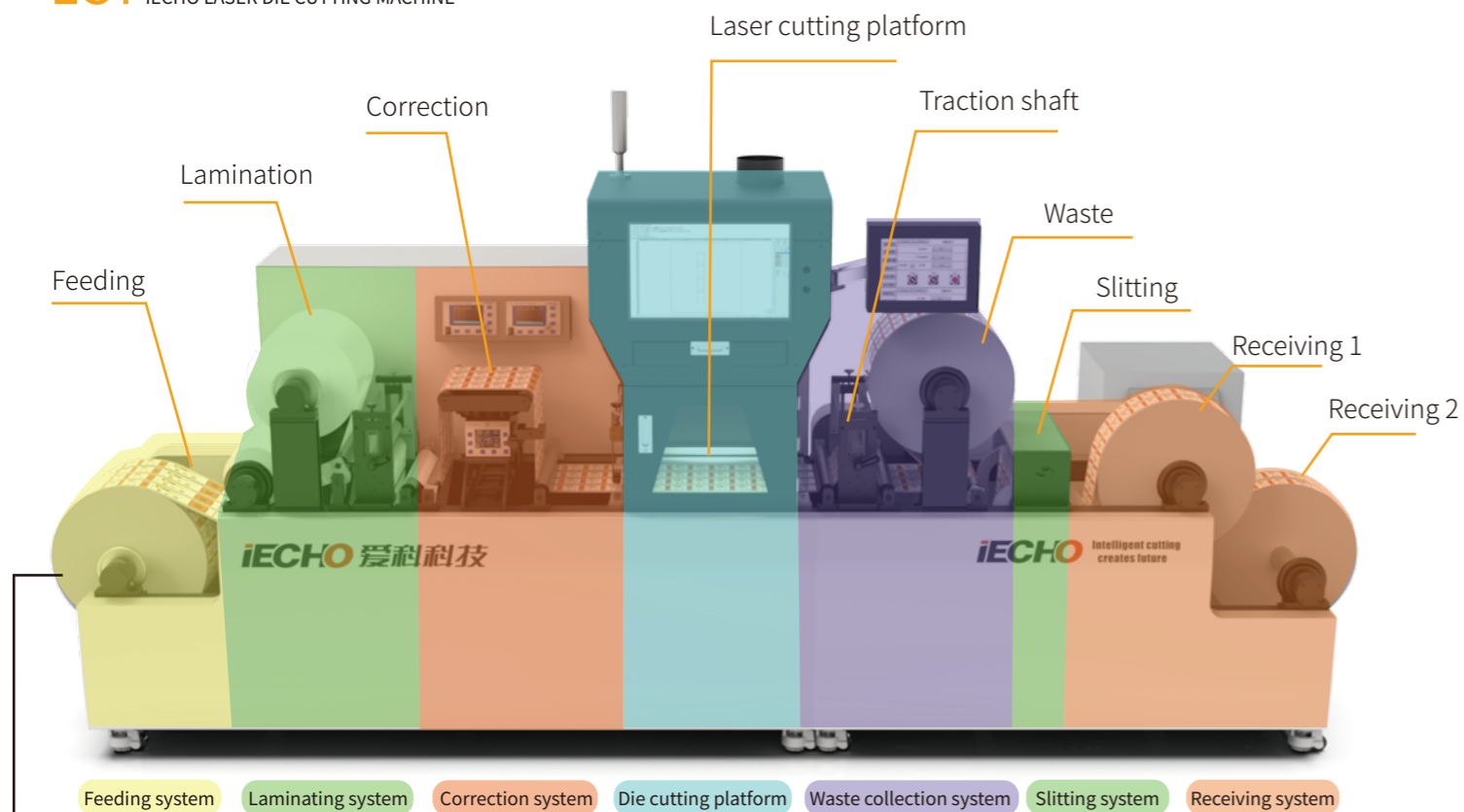
Intelligent monitoring



Mobile Internet



Unattended



Convection smoke removal system

- Using source bottom blowing side row technology.
- The surface of the smoke removal channel is mirror-finished, easy to clean.
- Intelligent smoke alarm system to effectively protect optical components.

Mechanical structure

Machine body frame

- It adopts pure steel integral welded structure, and is processed by a large five-axis gantry milling machine. After anti-aging treatment, it ensures the precision and stability of the mechanical structure for long-term operation.

Moving parts

- Adopt servo motor and encoder closed-loop motion control system to ensure the system is accurate, stable and reliable.

Laser Processing System

- The photoelectric sensor is linked to realize the automatic positioning of the processing data.
- The control system automatically calculates the working time according to the processing data, and adjusts the feeding speed in real time.
- The flying cutting speed up to 8 m/s.

Feeding system

- The high-precision CNC machine tool is used for one-time processing and molding, and is processed by the deviation correction system to ensure the installation surface accuracy of various types of reels.

Laser cutting platforms

- Adopt high-precision aluminum alloy platform to ensure the consistency of laser die-cutting depth.

Laser box Photonic Integrated Circuit system

- Extend optical component life by 50%.
- Protection class IP44.



Intelligent Tension Control System

The feeding mechanism and the receiving mechanism adopt magnetic powder brake and tension controller, the tension adjustment is accurate, the start is smooth, and the stop is stable, which ensures the stability and accuracy of the material tension during the feeding process.



Ultrasonic Intelligent Correction System

- Real-time monitoring of working status.
- High dynamic response level and accurate positioning.
- Brushless DC servo motor drive, precision ball screw drive.

LCT laser die cutting actually measured speed

Discharge speed
46 m/min
 (Laser cutting speed of 8 m/s)



Test material	PET sticker
Material thickness	45μm
Length of cut line	188mm
Die-cut size	6cm×6cm
1000 processing speed	36秒




Test material	Coated paper stickers
Material thickness	85μm
Length of cut line	372mm
Die-cut size	12cm×9cm
1000 processing speed	92s



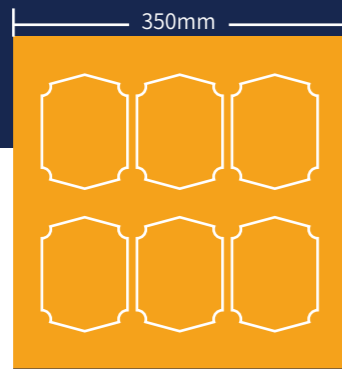
Test material	PET sticker
Material thickness	45μm
Length of cut line	227mm
Die-cut size	60cm×57cm
1000 processing speed	43s




Test material	Coated paper
Material weight	280g
Length of cut line	291mm
Die-cut size	10cm×4cm
1000 processing speed	252s



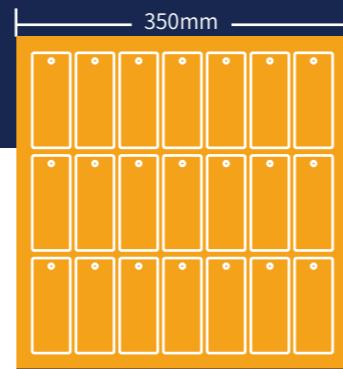
Laser processing speed 37 m/min



Laser processing speed 40 m/min



Laser processing speed 18 m/min



Laser processing speed 4.2 m/min

LCT Applicable materials




Laser silver sticker



PVC sticker



Brushed silver sticker



Frosted gold sticker



Coated paper sticker



Kraft paper stickers



PET sticker




Transparent sticker

LCT Parameters



Front view



Top view

Machine type	LCT350
Maximum feeding speed	1500mm/s
Die cutting accuracy	±0.1mm
Maximum cutting width	350mm
Maximum cutting length	Unlimited
Maximum material width	390mm
Maximum outer diameter	700mm
Graphic format supported	AI /BMP /PLT /DXF /DS /PDF
Working environment	15-40°C
Appearance size (L×W×H)	3950mm×1350mm×2100mm
Equipment quality	2000kg
Power supply	380V 3P 50HZ
Air pressure	0.4Mpa
Dimensions of the chiller	550mm*500mm*970mm
Laser power	300W
Chiller power	5.48KW
Negative pressure suction system power	0.4KW

*The product parameters and functions mentioned on this page are subject to change without prior notice.